

# FOUNDATION



This term in Foundation we have been answering the big question: What does our unique animal need in its habitat to survive? Watch out for the unique animals we have created in our classrooms.

Here are some of our wondering questions about animals and their habitats:

I wonder what a walrus eats? **Evie**

I wonder if lions eat wilder beasts? **Maxim**

I wonder when baby sharks get their teeth? **Keeley**

I wonder why male elephants fight? **Kate**

I wonder if all snakes poison people? **Archer**

We loved our visit from Reptile Encounters where we learnt about lots of different animals and their features. Enjoy our photos of our close up experiences handling the intriguing animals!



# YEAR 1



This term in Inquiry our Big Question was—How can we, as gardeners, show our family what we know about how plants grow? All students were involved with creating a project to show the life cycle of a plant. Here are some of the Year 1s presenting their finished projects to the class.

I learned that you put the seed in the soil, then you add some water, the plant needs sunlight, and then it should grow! **Echo**

I enjoyed planting the bean and watching it grow. **Nichelle**

I loved making a diorama with my group. We included rain, soil, seeds, sunlight, and the ocean. We explained the Life Cycle of a plant to the class. **Jackson**

I learned that plants are living creatures and my favourite plant is the Venus Fly Trap because they are so cool! **Darcy**

I enjoyed doing a presentation about how plants grow. I learned that some plants can stay alive for a very long time, and others die very quickly if they don't have water or sunlight. **Niki**

I learned how to plant a seed and how to grow a flower at home. **Lachie**



The Year 1s loved participating in Little Devils Circus.

I learnt how to balance and I laughed with Monty and Sam. **Levi**

I loved the Koi. My favourite part was the plates. **Liam**

I liked the Roly-Poly the most. I learnt to twirl the sticks.

**Tomas**

Little Devils was so much fun because we got to balance plates. **Lauren**

I liked moving around on the pedals. **Laima**

I loved the pedals, they were fun. **Ruby**

I loved the Koi. **Eddie**



# YEAR 2

I loved going to Dandenong markets because we saw different types of fruit and vegetables. I saw big white carrots – **James 2A**



In writing we have been focusing on using interesting words to help create sizzling starts and tightening tension.

I woke up frightened in a dark and creepy haunted house. I heard a mysterious sound like an hour glass with sand washing down it. -**Kirrilly 2A**

Rudolph wasn't born with a red nose. He was born with a black nose that didn't glow, just like every other reindeer. So how did he get a red, glowing nose you ask? - **Tyhia 2A**

## THE YEAR 2S LOVED MOVIE NIGHT!

It was fun making our class movie. I thought I spoke confidently. I loved being the Grouch in Green Eggs and Ham- **Beth 2A**

I had heaps of fun making our movie. It was great to see all the effort everyone had put in to make their movies. **Leila 2C**

It was really fun creating characters for film. It was really nice to do something quite different and be able to act. **Freya 2C**

I had lots of fun making my movie. We watched the movies and I saw "Green Eggs and Ham". They were on the train, like in Harry Potter. **David 2C**

It was fun to make the movies and to see all your friends up on the screen. I liked the teacher's movie, especially Mr McMaster when he dabbed. **Ethan D 2C**

I hope everyone enjoyed the Movie night, the yummy snacks and the great movies. I enjoyed playing Mr Schneider in our movie The Gruffalo. **Owen N 2B**



## BONJOUR

Last Friday we had the French assembly and two children in each class got chosen on a prize for having the neatest books with the most stickers. **Zoe T 2B**

## MATHS IN YEAR 2

We got to eat jelly beans in Maths. We were finding out about chance. The most likely jelly bean for me to pick was green. **Sasha 2C**

My maths group learnt about division. Miss Miller told us really easy ways to do it. We were sharing counters into even groups. We have been playing multiplication challenge. We complete against each other to say our facts the quickest. I like maths! **Lily Ak 2B**

## CODING INTO THE FUTURE

I like coding because it makes me happy. I move the angry bird across the screen by picking the arrows. **Xenefon 2B**

We have been doing some fun coding in the lab the last few months. It is really fun because then we know how to code and maybe one day we will use it in our jobs. **Max P 2B**

I loved learning how to make a PowerPoint. My favourite bit was when we got to choose our own topic. I did mine about Terraria. I can effects and transitions to my slides. —**Barney K 2B**

## WRITING

I have improved at my writing this term. "Ormie is a big pig and he wanted the cookies on the fridge but he couldn't do he tried everything but it didn't work.



**Kayla L 2B**

# YEAR 3

Over the last two weeks we went to visit our buddies for next year at the local Kinders! While I was there I met lots of new friends! We read the stories that we had written about starting school. The kinder kids seemed to be really excited about coming to Edithvale, some of them even wore their uniforms! I pushed lots of kids on the swing and we built a slide from the wooden blocks. I can't wait to see our new Foundation kids next year!

**Tyler 3A**

We walked slowly to the Kindergarten, we were going to read our Book Creator stories to the kids. We read our stories about the life of a child in an Asian country. I had worked hard with Emily to create a story that would help the kids understand life in an Asian country, we chose to research life in Hong Kong. I really loved using the equipment at the kinder, particularly the stilts, they were so much fun!

**Harry 3B**



As I sat at school felt a little nervous, I was going to read my story to the Kinder children today! My story was called, The Case of the Missing Pearl, I had worked hard to write an interesting story. We walked for 2 minutes and we were there! The kids were excited and we quickly found a group of children to read to. So many kids really wanted to hear our stories, I still felt a little nervous. The smiles on their faces made me start to relax. I loved creating the salt dough Christmas crafts!

**Steph 3B**

The sun was shining as we walked to the Kindergarten. There was so many children to get to know. I had written a story to read to the kids, it was called "My First Day at School." I read it to a few of the children and they seemed to like it. What I really loved doing at the Kinder was playing with the children in the sandpit. It will be great to have a buddy next year!

**Montana 3A**





# YEAR 4

## Inquiry

This term our big question was 'How can we design a low cost safety suit for a community helper?' I chose a police officer and Billy chose a surgeon to design a safety suit for. Fun Fact: To make a reflective jacket glow they are made from small glass beads. Below are some photos of some of the booklets teams made with their designs and materials chosen.

By Cash S 4B and Billy S 4A



## Nippers

We are here to talk about Nippers but first here's some jokes to crack you up.

Q: What do you call seagulls that live in the bay? A: Baygull

Q: What did the beach say when the tide came in? A: Long time no sea

Q: What did the pig say when he was lying on the beach? A: I'm bacon!

Now that the jokes are over it's time to talk about Nippers. Have you ever done Nippers? It's amazing, you do flags, sprints, relays, wade and more. We have been doing Nippers at school the last two Fridays. Milla and Sienna do Nippers at Chelsea Lifesaving Club outside of school and our favourite event is flags. We hope you all start nippers too.

By Frankie B 4B, Sienna C 4B and Milla O 4A

## Leadership

All the year 4's participated in writing and performing a convincing leadership speech to become house captain for next year. Everyone had to write their speech about how they display trust, leadership and communication. Everyone did a great job and tried their best. We are all very excited to find out who becomes a leader.

By Molly H 4A, Joyce H 4B and Chloe S 4A

## Bike Ed

In Bike Education we learned how to do the power position, emergency brake, slow riding, some rules like staying one metre away from cars and leaning to the left when stopped. Bike Ed was fun, my favourite activity was riding over different surfaces like the sand pit. Thank you to all the parent helpers



and teachers for making Bike Ed possible. We can't wait to get out on the road for Bike Ed next year.

By Luke B and Hamish G 4A

## Nellie's Mini Santa Cheesecakes

**Ingredients:** 12 oreo biscuits, 250g cream cheese, 1/2 cup caster sugar, 1tsp vanilla essence, 1tbs lemon juice, 2 eggs, 24 strawberries, 150ml cream, icing sugar  
**1.** Preheat the oven to 180°C. Line a 24 cup mini muffin tin with paper cases. **2.** Use an electric beater to beat the cream cheese, sugar, vanilla and lemon juice until smooth and creamy. Add the eggs, one at a time. **3.** Break each mini Oreo in half and use a knife to scrape the cream filling away from the lower Oreo. Place one mini Oreo into the base of each mini muffin cup. **4.** Divide the cream cheese mixture amongst the muffin cups, pouring it or spooning it over each mini Oreo. **5.** Bake in the oven for 20 minutes or until slightly risen and just beginning to crack on the surface. **6.** Cool completely on a wire rack and refrigerate while you make the toppings. **7.** Whip the cream and icing sugar together until thick and fluffy. Prepare the strawberries by cutting off their tops (where the stalk is) to create a Santa hat shape out of each one. **8.** Put the whipped cream mixture into a piping bag and pipe a generous blob onto each cooled cheesecake. Place a strawberry onto each blob, pushing it down so that the cream oozes out slightly to become the hat's fur trim. **9.** Top each Santa hat with a small dab of cream for a pom pom. Dust with icing sugar just before serving.



## Rose's Choc ripple Christmas wreath

**900ml thickened cream**  
**2 x 250g pkts Arnott's Choc Ripple biscuits** (about 38 biscuits)  
 Strawberries, Raspberries, blueberries, mint leaves, to serve  
**Step 1:** Use an electric mixer to whisk two-thirds of the cream in a large bowl until firm peaks form.  
**Step 2:** Spread 1 side of each biscuit with 2 tsp of whipped cream. Place a 20cm (base measurement) round springform pan on a work surface. Stand 1 biscuit on its edge in the base of the pan. Sandwich with another biscuit. Repeat with the remaining biscuits, arranging around the side of the pan to form a wreath shape. Spread the top and centre of the wreath with remaining whipped cream. Place in the fridge for 6 hours or overnight to chill.  
**Step 3:** Use an electric mixer to whisk the remaining cream in a bowl until firm peaks form. Carefully transfer wreath to a serving plate. Spread the top and sides with cream. Top with the strawberries, raspberries, blueberries and mint. Serve immediately.



## Buddy's Reindeer Rice Krispies

**6 TBSP butter, 1 10 oz marshmallows, 6 c. Rice Krispies cereal, 1 pkg candy eyeballs, 1 pkg m & m candies red, 12 oz dark cocoa candy melts**



**1.** Melt butter in a large pot and add marshmallows. **2.** Stir until marshmallows are completely melted. **3.** Take off of heat and add Rice Krispies cereal. **4.** Spoon into buttered 9x13 pan. **5.** Let harden and cut into rectangles for reindeer. **6.** Carefully push your craft spoons into the treats. **7.** Melt chocolate following the instructions on the package and then spoon into a plastic baggie. **8.** Cut a small hole in the corner of bag and to make antlers. **9.** Use a small dot of chocolate under the candy eyes and m&m nose to attach them to the Rice Krispies Treat.

## Christmas Jokes

Q: What is the wettest animal in the North Pole?

A: Reindeer

By Jack I 4A

Q: Which Christmas carol do parents like the most?

A: Silent Night

By Reyhaneh N 4B

Q: Who says oh, oh, oh?

A: Santa Claus walking backwards

By Indi K 4B

# CIRCUS CREW





# YEAR 5/6

## PBIL big question: How can we as authors create a narrative story-book about a chosen country for a young audience?

What was the most interesting fact you learnt about your chosen place in either Europe or North America?

Luke W— was learning about Mexico and all about their cultures.

Emmy—Russia has one of the deepest rivers in the world.

Bailey—The habitats about the animals in my country.

Lucas M— That Ohio and Australia are 10.000 miles away from each other.

Kash - That Germany loves hotdogs.

Wil H— Iceland is made up of grass and Greenland is made up of ice.

Noah S—Miami is really into music.

Jack—That Fernsehturm, Berlin is the 2nd tallest building in Europe.

Taj— Copenhagen is the capital of Denmark.

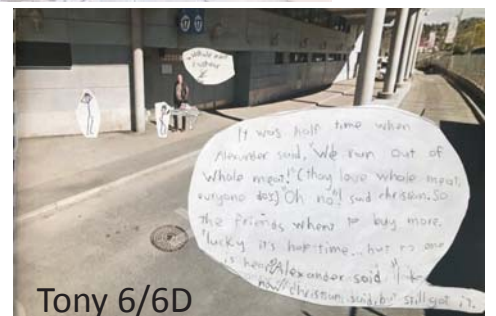


Lachie J—there is a dolphin that can paint.

Caity—that Denmark has a theme park called Tivoli Gardens.


Jason—that Niagra Falls is in Canada.

Tony—that Norwegian people eat whale meat.

Harvey Stewart- the Grand Canyon is 180m deep and 365m long.



Wilson 5/6C and Evie 5/6C



Lucas 5/6C and Natasha P 5/6D

What was your favourite part of the project?

Matt C— Researching about the facts for my book.

Emre—drawing the pictures in my book.

Owen—finishing my book.

James W—seeing the enjoyment on the Foundies faces when you read to them.

Mia—having a finished book.

Ethan C- drawing the pictures for my book.

Daniel C—reading to all the kids.

Bella S- making the book.

Conor M- was researching my country.

Max W - was when it was published.

Liam S- making the entire book.

Fletcher - reading it to the preps.



# FRENCH

## LA MAISON - CLASSE 4B

1. Sienna, Karen, Laura et Joyce
2. James, Lachie, Seb et Harry
3. Indy, Reyhaneh et Halanah
4. Rose, Frankie et Cash
5. Skye et Zoe
6. Adrian, Tim et Xavier
7. Taj, Johnathan et Archie
8. Eve et Maddie



# ART

Grade 3's looked at the Australian artist Sidney Nolan and his famous Ned Kelly series of paintings



Grade 2's looked at the artist ARCIMBALDO from the 15th century.



Grade 1's made their fantastic cars –Liam



Fantastic marble roller coasters by Grade 4.



Mr Howard helping the Grade 6's



Andrew 5/6C working on his artwork