

FOUNDATION

During our Project Based Inquiry unit on ‘People and Places in our Community,’ we dressed up as community helpers and explored the question ‘How can we show our buddies how people help us in our community?’.



Ms Laver’s Dad, Senior Sargent Wayne Laver, came to speak to us about his role as a police man.



I dressed up as a Foundation teacher just like Ms Laver—Noah



We enjoyed presenting our learning at assembly and talking about how community helpers help us!

I loved dressing up as a police man, everyone loved my moustache — Jonty



During our Geography unit, we visited several places in our local community. We then created 3D maps of Edithvale to show all of the places that we live, work, play and learn.

I like my rainbow house with all the colours—Dasha FC

My house is near the beach. I have a nice view—Eddie FC

I like that all my houses are in a row—Annie FA

I made a Café where everyone can go to eat—Etienne FA

I made a school for all the students to learn in—April FB

I loved watching all my friends making their maps—James FB



YEAR 1



I showed my worm poster to my buddy Sofia. They completed my rubric and I got 10/10!! By Stella L, 1A



Declan and Nellie thought my diagram of a praying mantis had lots of detail. By Jada A, 1A

Sharing Our Minibeast Posters with the 5/6s



Sam, Libby, Sophie and Bella liked my poster about stick insects. I liked how they had good feedback for me.

By Maddie S, 1B



I shared my stick insect poster with Xavier and Cash. They loved it! Roman S, 1B




My buddy Caitlin loved my poster and said my goal was to get more pictures next time. By Lily Mc C, 1A

Year 1 Maths

M&Ms Graph Activity

I sorted my M&M’s like a graph. I worked really hard and I got to eat them! By Rose De B, 1B



I counted all my M&Ms and I sorted them into coloured groups. We could also eat them! Ellena L, 1B



I am colourful.

I have six legs.

I can fly.

By Emilia N, 1B

I have red spots.

I have 8 legs.

I am black.

By Sam O’B, 1A

I can camouflage.

I climb trees.

I have a stick body.

By Micah H, 1A

I am brown and black.

I have a stinger on the tip of my tail.

I am poisonous. By Josh N, 1B

WHO AM I?

For writing we wrote our own ‘Who Am I?’ based on what we have learnt about Minibeasts. Enjoy!!!

I have 6 legs.

I can carry everything.

I live in an anthill.

By Beau S, 1A

I am red.

I can fly.

I have black spots on my back.

By Monty W, 1A

I am slimy.

I have no legs.

I have small eyes.

By Jenna B, 1B

Monty—A ladybird

Jenna—A slug

Beau—An ant

Sam—A redback spider

Micah—A stick insect

Josh—A scorpion

Emilia—A butterfly

Answers

YEAR 2

Project Based Inquiry



In my eBook I'm doing the one and only, best bird of prey, the eagle! Did you know eagles have 7,000 feathers? In class we have been using book creator and now we are ... officially authors. With this project we got to use the fabulous iPads at school. How amazing is that? **Jaden 2B**

I made an eBook about snakes. An eBook is a book that you can make on iPads, phones, tablets or any other electronic device. My book was also about kangaroos. Here are some tips to make an eBook. 1. Match the job, 2. Make it interesting. 3. Make sure it makes sense.

Annabelle 2B

Natashia helped us to do our eBooks. She said DO NOT EVER use yellow text. **Sonny 2C**

We went to see an author to help us with our eBooks. You need a table of contents and make it interesting. **Max N 2C**

Help! Help! I held a mealworm. They are disgusting! **Anderson 2C**



We had Park Ranger Matt come in and show us some real stuffed animals. My favourite was the stuffed fox. **Holly 2A**

Park Ranger Matt also brought in some different nests for us to look at and touch. I liked the possum nest that he showed us. **Ella 2A**

We have been watching the lifecycle of a butterfly in our room. It starts off as a caterpillar, then makes a chrysalis then turns into a butterfly. **Hugo 2A**

Arghh! Worms! I never expected worms! I picked one up and BAM it was wriggling around on my hand. It kept wriggling and went around my finger. **Finn 2C**

I wriggle a lot. I live in water. I am little. I am black. What am I? I am a Damselfly. **Holly M 2C**

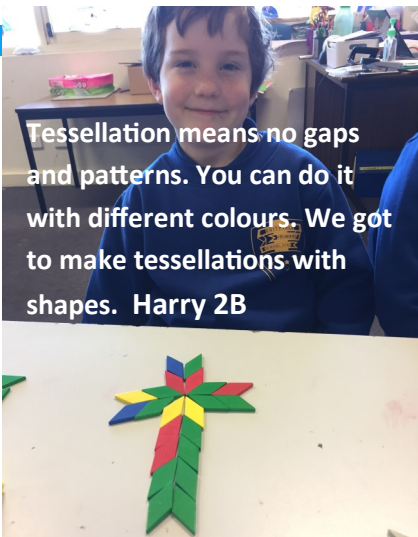
Do you know your local history?

Mr Howard spoke to us and he told us that Edith married John and they lived on the first farm here. Edithvale was named after Edith. **Alex 2C**

At EPS we can recycle aluminum, paper, plastic and steel. We can not recycle food scraps, chip packets, glad wrap and zip lock bags. **Patrick 2A**

I love recycling because we can help our parents and recycle at home. **Oscar 2A**

Recycling at E.P.S




Tessellation means no gaps and patterns. You can do it with different colours. We got to make tessellations with shapes. **Harry 2B**

Education week workshops

"So we make hand puppets?" I said. Ms Lang replied saying "Yes. Any type of hand puppet!" Then the timer was on! I choose to do a goblin. I thought of using small foam balls to make the eyes stick out and then purple googly eyes on top on the foam ball. I also put lots and LOTS of fluff! **Emma 2B**

I loved the biscuit decorating session on Education Day because I got to eat the biscuits I decorated. **Luna 2A**

YEAR 3



3A have been working hard on beginning their stories with a "Sizzling Start!" Last week we worked together on our Midnight Cat stories. Here are a couple of examples of great descriptive language that really capture the readers attention.

*Scratch, scratch, something had woken me up! I was so frightened, It was a stormy night and I saw a shadow. "Boom , boom", went the thunder. In the shadows I can see a cat, it's eyes look like shinning green lights, pulled the blanket up over my head. **Metaiah***

*Tap, tap, tap, I hear a noise coming from my window. I didn't want to move from my warm bed. It was a cold still night. I was terrified to open the curtains, but I did it. I opened the curtains to see a cat. A black cat with dark, dark blue eyes. It's fur was so dark it shimmered in the moonlight. I decided to close my eyes and hoped that it would go away, I was wrong. **Tyler***

*Tick, tick, tick, went the bedside clock in my room. I suddenly woke up with fright. My heart dropped, I almost fell out of bed, luckily I didn't because I was sleeping on the top bunk. I opened the curtains, all I could see was the moon shinning on my like the angels were calling. I closed the curtains, put the pillow over my head and tried to go back to sleep. Tap, tap, tap, it was louder this time, I didn't dare to open my eyes. **Rosie***

*Screech, knock, knock, it was a stormy night. The lightening flashed and I looked at my window, the lightening flashed again and I saw a shadow, I could not move. I peered over my bed and I saw the shadow move. I looked at my window and saw a cat, it was big and black, what did it want? **Alex***

Haiku

"Haiku" is a traditional form of Japanese poetry. Haiku poems consist of 3 lines. The first and last lines of a Haiku have 5 syllables and the middle line has 7 syllables. The lines rarely rhyme.

Darcy B

It is like a speck
It is not extremely huge
I hate the bullant!

Dylan P

Soaring through the sky
Going at fast speed to hunt
Big eyes to spot prey

Siena S

Horses can canter
They have happiness hidden
They are beautiful

Josh E

Rain falling in spring
The rain helps the flowers grow
The flowers shout "YAY"

Zoey D

Elephants are grey
And they travel for good food
Ears flap in the wind

Airlie

Birds sing and chirp loud
They fly high in the bright sky
They chirp while they fly

Benson S

Snakes are long and fast
Some of them are venomous
Be careful with them!

Tom V

In winter its cold
You can sit around a fire
Footy season on!

Luca

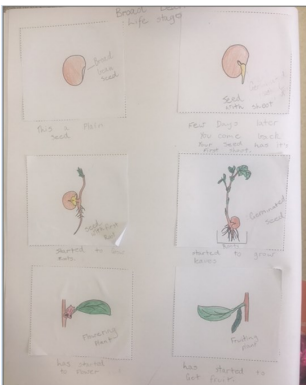
High in the night sky
Stars shimmer in the darkness
A light shines right through

YEAR 4

Broad Bean Stages By Soukie And Eva

A few weeks ago we planted some broad beans in a cup with some wet cloth and water. So far most of ours have started sprouting. Every few days we check on our broad beans. Then we write what we see, did and the date. we also need to water them everyday.

This is the diagram of bean life stages.



For my group's community 'Mountain Valley', I designed a car park with a pool, a playground, a gym and a park on the roof because I think it is a unique idea and with the elevator on the side anyone can enjoy it.

By Johnathan Mitsos



For our Project Based Inquiry we got assigned a task to do at home. Our task was to make, design or create a unique and extraordinary feature for members of our town. Here are some incredible designs.

By Abby and Emmy



I enjoyed making my temple. The reason I decided to design a temple for my community 'Pure Falls' was because it is unique and people could go there to do meditation, tai chi and yoga. It got a lot of attention on the day we presented. I mixed water and cornflour and put a paper temple in the centre to make it.

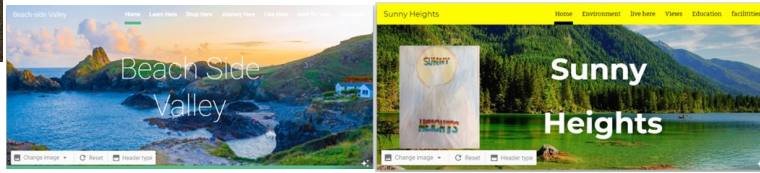
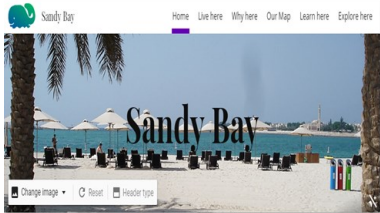
By Taj Dix



Community Websites

By Evie, Hailey & Karen

Guess what we've been investigating this term? Our big focus in Project Based Inquiry this term is...drum roll please..... SILENCE! How do town planners design thriving communities? Here are some of our sensational websites that we have created in a team of 3 or 4 promoting the communities we designed.



Beach Side Valley, Sunny Heights and Sandy Bay.



Have you binda? Yeah I've binda! Woorabinda! Woorabinda! On may the 21st the following students went to Woorabinda: Seb, Lachie, Max, Willow, Poppy, Verity, Bailey, Sienna, Taj, Felix, Laura and Eve. WE had the best time ever! On Monday we cooked our lunch on a camp fire that we made. We also had to make a fire on Friday after our big amazing race/Quest activity. On Thursday I had the zip line it was the best, then we had the high ropes course. Some of the other activities were high ropes, the farm, canoeing, mapping and hiking. There was different kind of teams.....I (Eve) was in Blue group and Seb and Verity were in Orange group. When it was time for canoeing it was raining and it was cold. Our cabins were a big long room and there was like 13 rooms on one side and 13 on the other side. That was the best time in my life. On Friday when we were going we said good bye, we were sad to leave. By Eve and Seb and Verity

PASSION PROJECTS

Reviews By Jackson Mould

After the passion projects were over people were raving about it so I decided to interview a few people to get some feed back on how they think it all went. Lots of people said it was fun awesome fantastic and even a fabulichous day. I then got students to think about what passion projects they would like to see next year, the most popular responses were," *"Some about music, Footy, Soccer, Moonball and Mini Game Mayhem."* There were also some activities students definitely want to keep, such as *'Klop, Race car, French cooking headbands.'* Overall everybody I asked really enjoyed the passion projects so I would say we will definitely be going to do it all again next year and hopefully it will top this one!

Floral Headband Making



KLOP

Police Car Frisbee Golf



YEAR 5/6

Our Big Question: Could we as 5/6 students, propose a change that would improve the learning conditions in our school?

Projector—By Issy, Sophie, Lola, Will and Damon

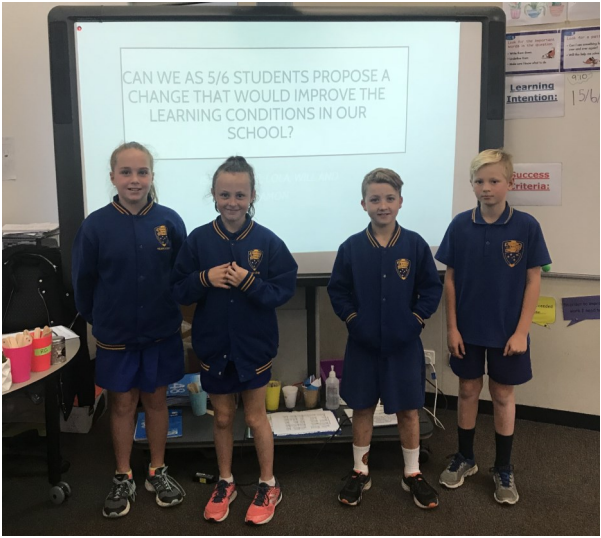
Our hearts are beating nonstop and are hands are shaking as we stepped up to the mic. It was like it took forever. As it finished we felt relieved.

The change we proposed was a projector in the learning centre. We thought we could put it in front of the big window on the left. It would be 2mx3m big. The screen would be motorised and the actual projector will be fixed to the roof.

We chose this idea because it would help the teachers with assembly and 5/6 A wont have to bring their TV out for assembly. As well as the students will be able to see the screen more clearly.

For our project there were some challenges and they were : the building phase where the students wouldn't be able to go into the middle of the learning centre and that some days the projector wont be as clear as others because of the sun.

To make our change possible we had to research how much the projector screen and the projector costs as well as how we were going to get it built and how we were going to get the money. our over all cost was approximately \$4000.



Breakfast Club—**What was our proposal?** Breakfast club is for the families that are full time workers.

How will it improve our learning Breakfast Club would improve our learning because when kids don't get breakfast they can tend to forget things and can't focus when their doing work. And it also affects your blood sugar and you can get sick, light headed and weazy.

Challenges? Our challenges along the way were if we had people with allergies and our little arguments along the way to make this change.

Who was involved? Chelsea, Greta, Amalie, Murphy and Nathalia.

What could we improve? Changing roles to make sure everyone gets a fair turn.

Costs? It was \$73.08 for all the food, plastic cups and other Needs.

What we did good? Cooperating with each other.

How did we get to our final product? With all our teamwork and effort.



Music Club—How Will It Improve Our Learning? By Tyler K, Lincoln and Thomas R

This term our P.B.I topic was how can us as 5/6 students propose a change here at Edithvale. We had to create a presentation about our groups change. Our groups proposal was adding our music club to our school. It will improve our learning by calming students down and making them ready to sit down and not be restless so they can listen and learn properly. The people involved in our group were Ben Baker, Lincoln Webber, Tyler Kewin and Thomas Raimondi. We had to share our presentation in front of all the year 5/6's, Mr Whitla, Mr Schneider and Steve Smith and in front of the whole school at assembly. Some challenges we came across were where to hold Music club and who to teach at music club. (Students who know how to play instruments if they want to help and parent volunteers). The total cost was \$960.00 with all the instruments like the trumpet, drums, keyboard and guitar, we will also need to purchase 3 or 4 of each instrument so each person that come can play an instrument. We also are going to hold it in the hall in possible.

Improvements: Next time we could improve on working better as a team so that no one is doing nothing and everyone is helping and communicating.

What We Did Well: Gathering the data in the years 3 to 6's to figure out what instruments to have, what day it should be on and what time it should be at.



Mini MasterChef

Q: What was the proposal? A: Mini master chef

Q: Why did you choose your idea? A: We wanted to teach kids how to cook

Q: What will you do at Mini MasterChef? A: Each week we will teach kids how to cook a different dish that originates from a certain country. We will make sure it is interesting and fun.

Q: Who is it for? A: Years 3- 6 including Mr Whitla and Mrs Whitla

Q: Where is it? A: The hall/canteen.

Q: What day will it be? A: Every second Tuesday, starting Term 3

Q: What time is it? A: Lunchtime but the time will vary depending on what dish we are creating

Q: How much will it cost? A: Approx. It was \$60 per meal (overall \$360)

Q: Who was involved? A: Erin Jackson Tash Poppy Natasha

Q: How did you get your final product? A: By working as a team

Q: What were we good at? A: Co-operation planning Team work

Q: What could we improve on next time? A: Staying positive, compromising



Dance Club

Why did we choose this ? So people can stay active make more friends, meet new people and have something to look forward to at lunch time o0n Mondays & Fridays at 1:30pm-2:30pm. CHALLENGES: If we could get the resources we need, getting the presentation completed and getting a teacher to supervise. WHO WAS INVOLVED? Evie, Harvey Silvey, Nellie, Harrison & Noah M. The presenters were Harvey, Harrison & Noah. Nellie & Evie collected data. IMPROVEMENTS: Agreeing on ideas. RESEARCH: Staying on task. Presenting to the panel: we were nervous but confident.

If our idea gets approved we hope you will attend.

By Evie, Nellie, Harvey Silvey, Harrison & Noah M.

FRENCH



Emily Poll & Scarlett Quin – 3A



Airlie Keogh & Zoey Davies – 3B




John Verginis & Harlan Burns – 3A



Lara Furlong & Hailey Bajada-O'Brien & Jordan Pain – 4A



Montana McKinsley & Rosie Forbes – 3A



Tyler Dudley-Maude & Max Johnston – 3A

Dans la salle de classe, il y a...

ART



Grade 3's using dyes to make their tie dye.... Very colourful.



William B and Wilson working on their intricate artwork.



Grade 5/6 C and D looked at the Aboriginal Dreamtime story "How the Birds got their Colours" and made these beautiful birds.

